

## Features:

- Wine cellar opens up with an electric motor
- Chassis and door are made from 100% Stainless Steel
- Stores 450 bottles
- Utilizes constant temperature of soil for cooling (NO COOLING SYSTEM REQUIRED)
- Dimensions: 55.12 in. (1,400 mm) W x 78.74 in. (2,000mm) L x 47.24 in. (1,200mm) D
- Power requirements: 110 V – 10 amp.
- Ventilation tubes are included.

Note: For more guidelines, please see **Installation Instructions** on next page.



## VINCAVE 450 WINE CELLAR

### VINCAVE450

Vinotemp offers an exclusive wine cellar in European design made from European quality materials, where you can store up to 450 bottles of wine under ideal conditions. In short, we combine functionality with aesthetics, so you get exactly the solution that you and the wine deserve.

The buried wine cellar has integrated LED lighting along the steel walls, which gives a nice mood without affecting the temperature of the wine cellar. The wine cellar thus utilizes the constant temperature of the soil, making it a far more environmentally friendly solution than traditional wine refrigerators.

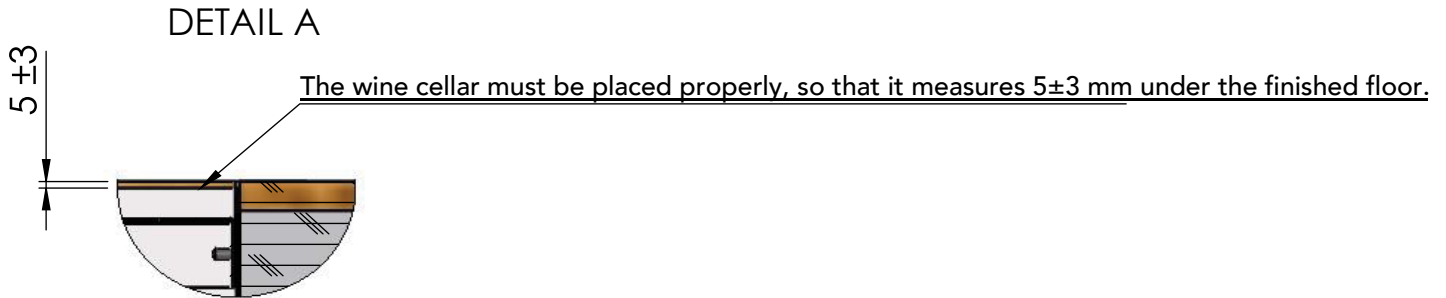
In order to achieve the best possible result with your wine cellar, the installation must take place on a flat floor surface in either the ground or basement level, where there is free access to exploit the constant temperature of the soil.

The wine cellar is particularly popular as a creative and elegant addition to the kitchen, living room, conservatory or master bedroom and can be built into new buildings or adapted to an already existing floor.

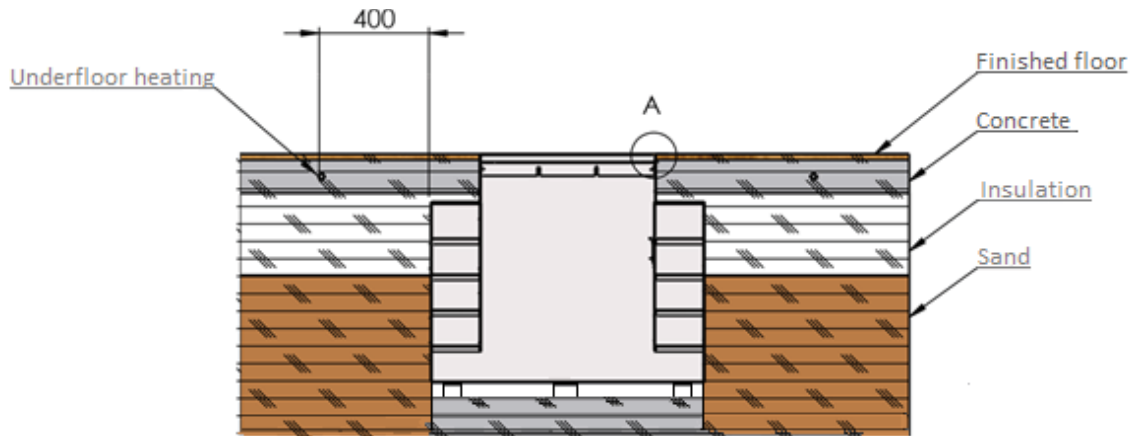
Regardless of your wishes and challenges, you are guaranteed a wine cellar which will be the focal point of any room in any type of accommodation.

## VINCAVE WINE CELLAR INSTALLATION INSTRUCTIONS FOR VINCAVE 450 WINE CELLAR

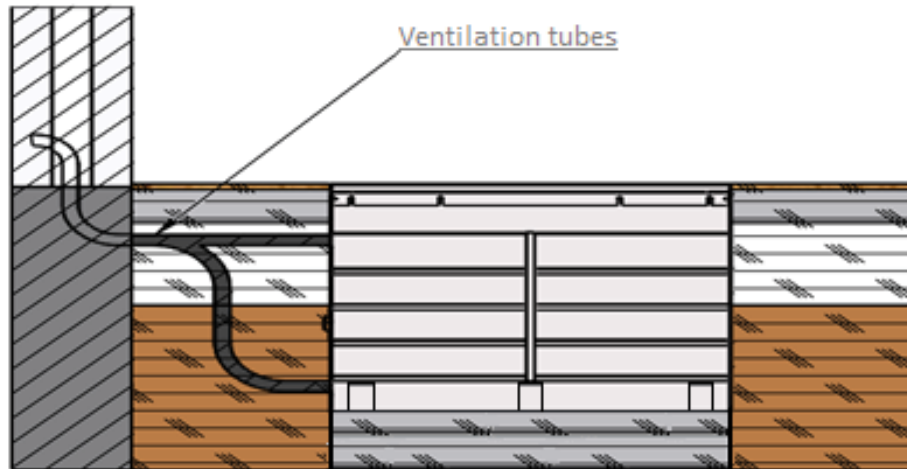
Choose the desired placement for the wine cellar and excavate accordingly. Create an opening space beneath the floor where you place the wine cellar and make sure that it is leveled with the floor. The wine cellar must be placed properly, so that it measures  $5\pm 3$  mm under the finished floor. The figure below shows the cast flooring in addition to the laid flooring.



In the case of underfloor heating, the heating tubes must not be closer than 400mm to the wine cellar as the heat from these will interfere with the delicate climate of the wine cellar.



When the wine cellar is placed, the ventilation tubing is passed under the inner wall to the outer wall and is connected to the enclosed ventilation pipes (shown in the figure below). The enclosed ventilation pipes are walled into the outer wall to keep the ventilation tubing in place. The walled in pipes are then hidden, using the enclosed decorating grill.



The electrical cable is spread out and connected to the nearest 230V outlet. The cable for lightning, opening and closing the cellar is then passed to the low-voltage FUGA switch that the cellar is to be used from. The minimum distance from the switch and the lid of the cellar is 1.5 meters.

The wine cellar is now ready to be cast around. It is **IMPORTANT** that the wooden frame is **NOT** removed during the casting process as it holds the cellar in place. When the concrete is dry and the desired flooring is laid, the lid for the cellar can be attached.

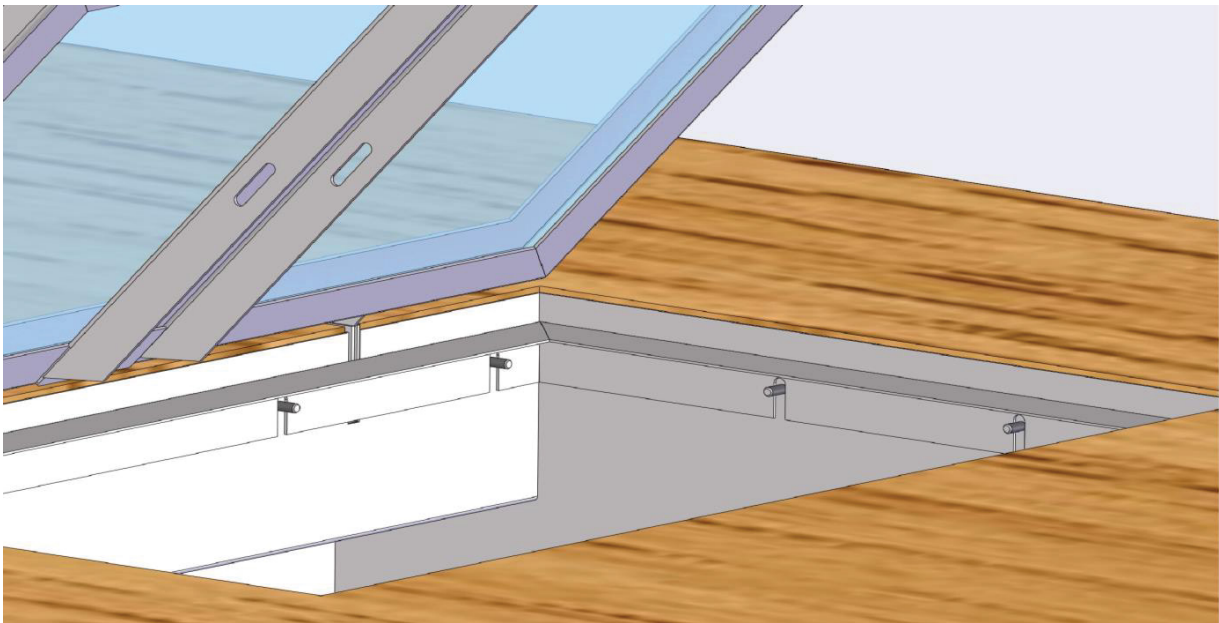
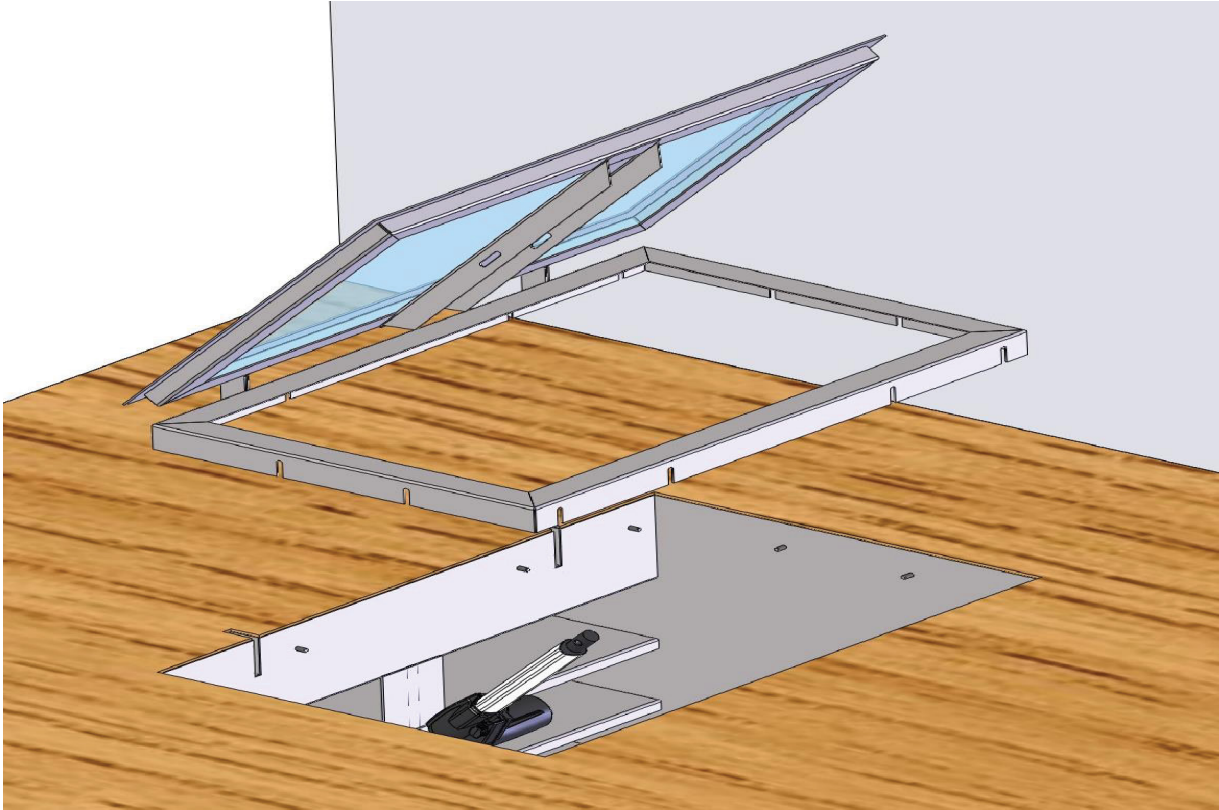
The lid consists of a stainless-steel frame containing flooring glass, which is already mounted in the frame. The lid is installed by placing the frame on top of the bolts on the cellars wall and can be adjusted up and down by using slots, so that it fits the desired floor height perfectly. This process is shown on the picture in the next page.

**Note:** Ventilation tubes are included. Tube diameter is 36 mm. Tubes are not merging into one, although it looks like it from the drawing.

**Power requirements:** 110 V – 10 amp. You do not need a power converter. Cellar ships with 110 V.

# Vinotemp®

A PROUD HERITAGE OF EXPERIENCE AND QUALITY



The electric motor is installed with the bolt, which is located in the frame's slots, and mounted, so that the fully extended motor arm places the lid in an 85 degree angle (see above figure).

732 South Racetrack Road, Henderson, NV 89015 U.S.A.  
1.800.777.8466 | Fax 310.886.3310 | info@vinotemp.com | www.Vinotemp.com