

Wine Bottle Probe

1. Feature Descriptions











- A wine bottle probe monitors the true wine temperature instead of the cabinet air temperature.
- The cabinet temperature is controlled and regulated by an air probe so that the cooling system will operate most efficiently.
- Helps ensure that your wine collection will not be damaged.

2. System Connection



- 1) Insert the rubber cork into a wine bottle neck that is filled with clean water. Make sure there is no leak.
- 2) Connect the probe connector to the panel connector.

3. Controller Program

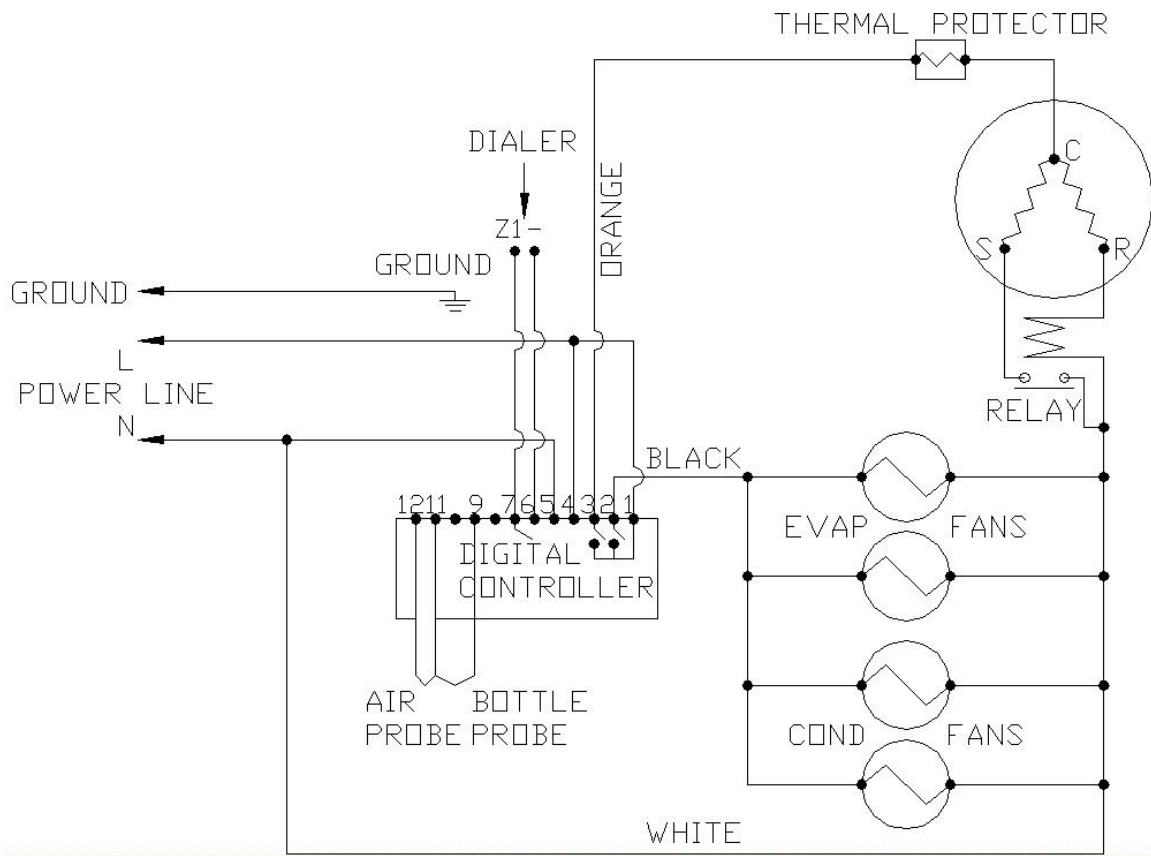
1. Press and hold the **SET** +  keys until the “°C” or “°F” flashes, then release the keys.
2. Press and hold again the **SET** +  keys until the **Pr2** is displayed, then release the keys.
3. Press the up key  to scroll to **P3P** within 10 sec; then press the “**SET**” key to display its value.
5. Use the up key  or down key  to change its value to **Y** within 10 sec.
6. Press the “**SET**” key to store the new value and the display will flash 3 times.
7. Then **O3** will be displayed; press the “**SET**” key to display its value.
8. Use down key  to change its value to **0** within 10 sec.
9. Press the “**SET**” key to store the new value and the display will flash 3 times.
10. Press the up key  to scroll to **Lod** within 10 sec; press the “**SET**” key to display its value.
11. Use up key  to change its value to **P3** within 10 sec.
12. Press the “**SET**” key to store the new value and the display will flash 3 times.
13. To exit: Press **SET** + **up** keys or wait 15sec without pressing a key.

Enable bottle probe:

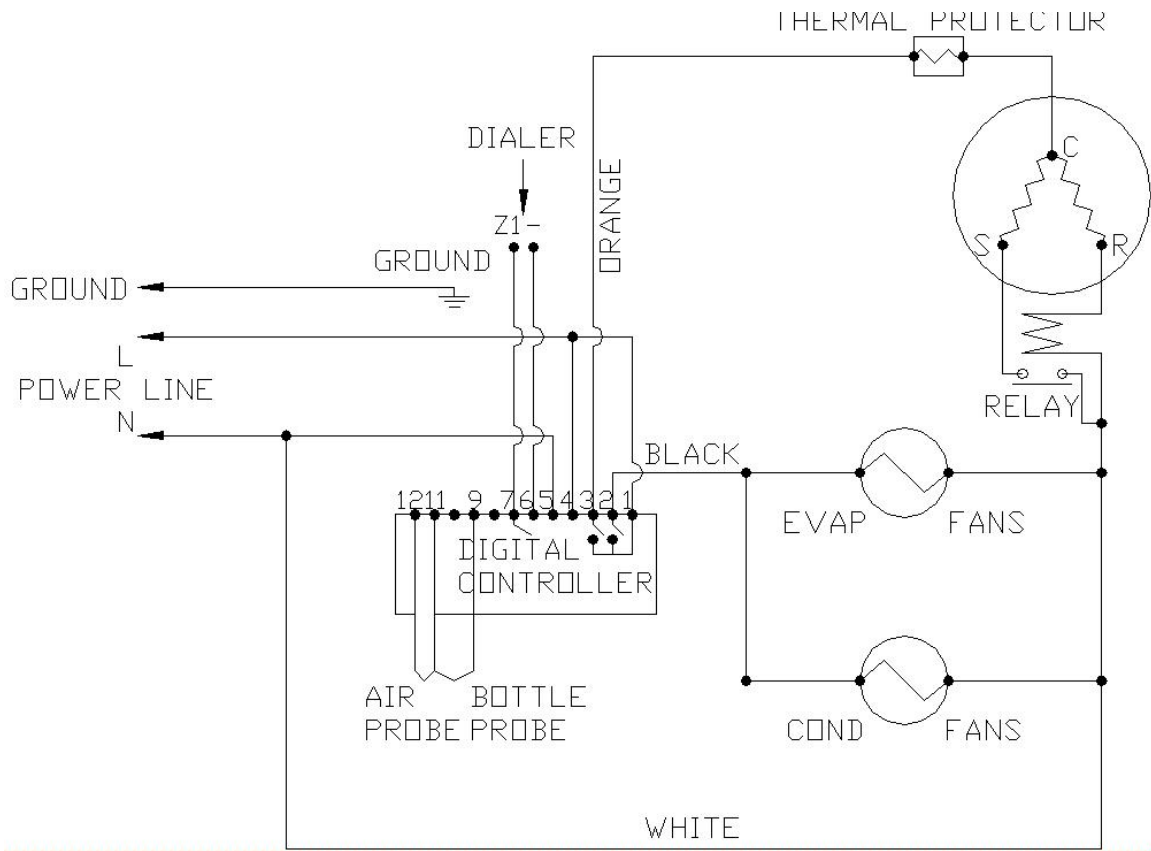
PARAMETER	DESCRIPTION	VALUE
P3P	Third probe presence	Y
O3	Third probe calibration	0
Lod	Controller display	P3

Disable bottle probe:

PARAMETER	DESCRIPTION	VALUE
P3P	Third probe presence	n
O3	Third probe calibration	0
Lod	Controller display	P1



1500-2500 System Bottle Probe Wiring Diagram



3500-8500 System Bottle Probe Wiring Diagram