


Epicureanist® Connoisseur Wine Opener and Stand


ASSEMBLY INSTRUCTIONS




Step 1) Place wood and metal stand on a solid, level surface.



Step 2) Separate rubber pads.



Step 3) Place thicker rubber pad on top of stand.



Step 4) Remove paper from the thin rubber pad and place adhesive end against the metal on the opposite side.

Epicureanist® Connoisseur Wine Opener and Stand



Step 5) Loosen clamp of wine opener and mount along rubber pads on stand.



Step 6) Tighten clamp until opener is secure onto the stand.



Step 7) Using a Phillips head screwdriver, tighten wood handle into wine opener.

